



## GE100-12 12V100AH GE SERIES- Hybrid GEL Battery



### Specification

Nominal Voltage	12V	
Nominal Capacity(10HR)	100.0AH	
Dimension	Length	330 ± 3mm (12.99 inches)
	Width	173 ± 2mm (6.81 inches)
	Container Height	212 ± 2mm (8.35 inches)
	Total Height (with Terminal)	220 ± 2mm (8.66 inches)
Approx Weight	Approx 28.7 Kg (64.3 lbs)	
Terminal	T11	
Container Material	ABS	
Rated Capacity	105.0 AH/5.25A	(20hr, 1.80V/cell, 25°C/77°F)
	100.0 AH/10.0A	(10hr, 1.80V/cell, 25°C/77°F)
	87.2 AH/17.4A	(5hr, 1.75V/cell, 25°C/77°F)
	79.4 AH/26.5A	(3hr, 1.75V/cell, 25°C/77°F)
	61.1 AH/61.1A	(1hr, 1.60V/cell, 25°C/77°F)
Max. Discharge Current	1000A (5s)	
Internal Resistance	Approx 5.5mΩ	
Operating Temp. Range	Discharge	: -15 ~ 50°C (5 ~ 122°F)
	Charge	: 0 ~ 40°C (32 ~ 104°F)
	Storage	: -15 ~ 40°C (5 ~ 104°F)
Nominal Operating Temp. Range	25 ± 3°C (77 ± 5°F)	
Cycle Use	Initial Charging Current less than 25.0 A. Voltage 14.4V~15.0V at 25°C(77°F)Temp. Coefficient -30mV/°C	
	Standby Use	
Capacity affected by Temperature	No limit on Initial Charging Current Voltage	
	13.5V~13.8V at 25°C(77°F)Temp. Coefficient -20mV/°C	
	40°C (104 °F)	103%
25°C (77 °F)	100%	
0°C (32 °F)	86%	
Self Discharge	JYC GE series batteries may be stored for up to 9 months at 25°C(77°F) and then a freshening charge is required. For higher temperatures the time interval will be shorter.	

### Applications

- ◆ Telecommunications
- ◆ Solar system
- ◆ Wind power system
- ◆ Engine starting
- ◆ Wheelchair
- ◆ Floor cleaning machines
- ◆ Golf trolley
- ◆ Boats

ISO 9001	ISO 14001	OHSAS 18001	TLC
CE	RoHS	UL	PV Battery

### Constant Current Discharge (Amperes) at 25 °C (77°F)

F.V/Time	20min	30min	45min	1h	2h	3h	4h	5h	6h	7h	8h	9h	10h	20h
1.85V/cell	84.6	66.4	50.7	42.4	26.9	20.5	17.0	14.7	12.3	10.9	9.8	8.96	8.47	4.61
1.80V/cell	96.9	74.2	55.9	46.8	29.1	22.0	18.0	15.4	12.9	11.4	10.3	9.42	8.85	4.80
1.75V/cell	108.9	81.6	60.4	50.1	30.9	23.2	18.9	16.0	13.3	11.8	10.6	9.7	9.00	4.90
1.70V/cell	117.3	87.4	64.1	53.0	32.7	24.2	19.5	16.5	13.8	12.2	10.9	10.0	9.23	4.96
1.67V/cell	122.1	90.8	66.4	55.0	33.6	24.9	20.0	16.8	14.0	12.3	11.1	10.1	9.34	5.01
1.60V/cell	132.3	97.2	71.3	58.4	34.9	25.9	20.7	17.4	14.4	12.6	11.3	10.3	9.53	5.08

### Constant Power Discharge (Watts) at 25 °C (77°F)

F.V/Time	20min	30min	45min	1h	2h	3h	4h	5h	6h	7h	8h	9h	10h	20h
1.85V/cell	161.9	128.0	98.2	82.6	52.6	40.2	33.4	28.9	24.3	21.6	19.5	17.8	16.9	9.20
1.80V/cell	183.0	141.6	107.5	90.7	56.6	42.9	35.3	30.3	25.4	22.5	20.4	18.7	17.6	9.57
1.75V/cell	203.4	154.4	115.4	96.5	59.8	45.2	36.8	31.4	26.3	23.3	21.0	19.3	17.9	9.75
1.70V/cell	216.8	163.9	121.7	101.6	63.1	46.9	37.9	32.3	27.1	24.0	21.6	19.7	18.3	9.86
1.67V/cell	223.1	168.5	125.1	104.8	64.4	48.2	38.7	32.8	27.5	24.3	21.9	20.0	18.5	9.95
1.60V/cell	239.1	178.7	133.4	110.7	66.7	49.9	40.1	33.8	28.1	24.7	22.2	20.3	18.9	10.1

Note The above data are average values, and can be obtained with 3 charge/discharge cycles. These are not minimum values.



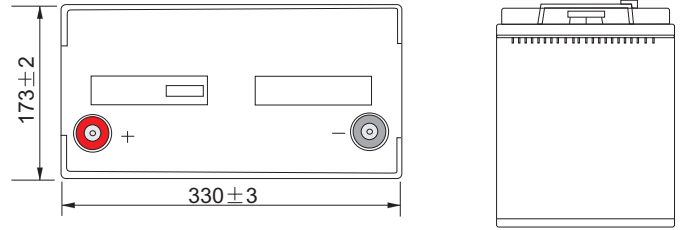
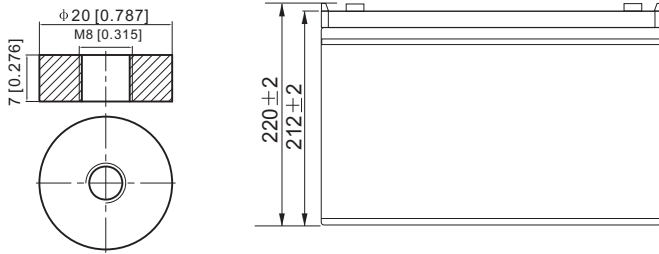
## GE100-12 12V100AH

### GE SERIES-Hybrid GEL Battery

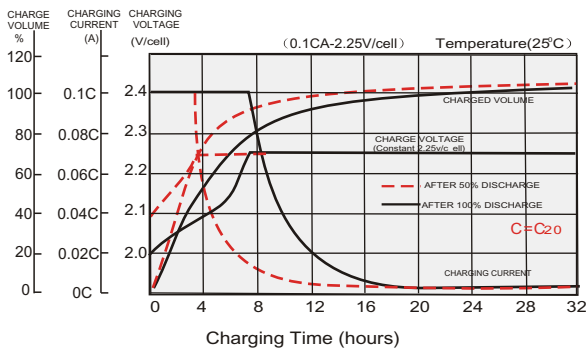
#### Dimensions

##### T11 Terminal

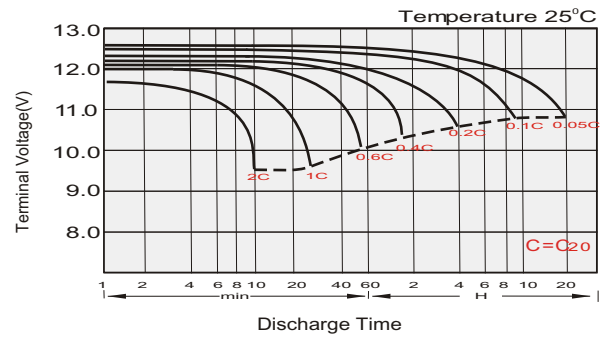
Unit: mm [inches]



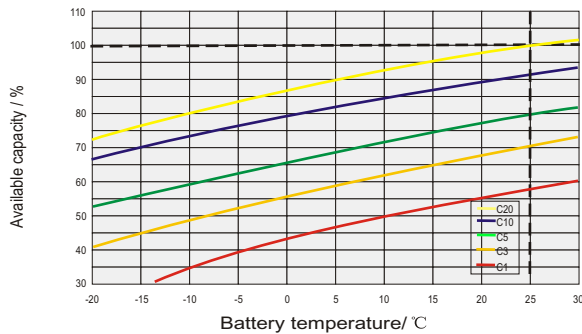
#### Float Charging Characteristics



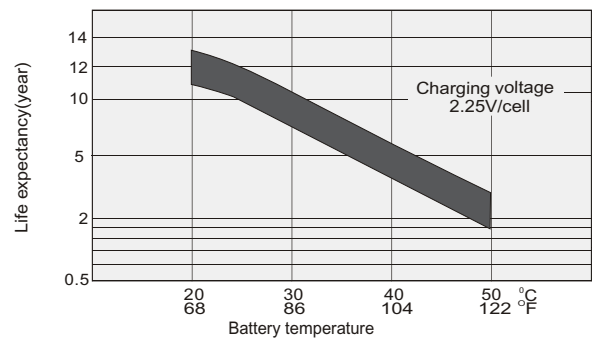
#### Discharge Characteristics



#### Temperature Effects in Relation to Battery Capacity

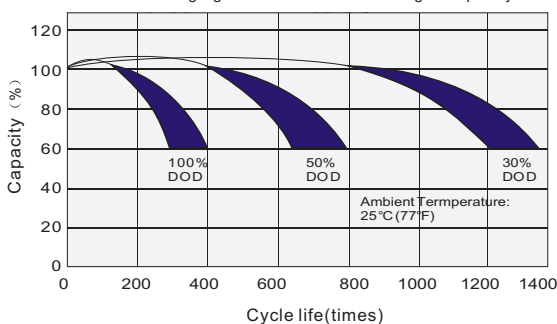


#### Effect of Temperature on Long Term Float Life

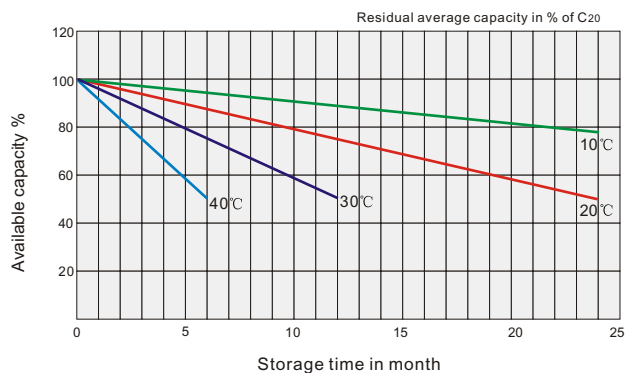


#### Cycle Life in Relation to Depth of Discharge

Testing condition  
 Discharging: current 0.17C (FV 1.7V/cell);  
 Charging: current 0.25C max, voltage 2.45V/cell;  
 Charging volume: 125% of discharged capacity.



#### General Relation of Capacity VS. Storage Time



#### JYC GE BATTERIES

This information is generally descriptive only and is not intended to make or imply any representation, guarantee or warranty with respect to any cells and batteries. Cell and battery designs/ specification are subject to modification without notice. Contact JYC for the latest information.